

Syspertec Group Presentation Mainframe activities

2024

Syspertec Group, French Software publisher

- A player in the **Mainframe** and **RegTech** world
- **30 years' experience** in software publishing and services
- **Syspertec Labs** in Saint Cloud (92)
- **500 customers** worldwide
- **Our DNA:** Expertise, innovation & responsiveness



Syspertec Group a player in the **Mainframe** and **RegTech** world

Syspertec Group restructures its activities to **better serve its customers**



zSystems activities merged into
VIRTEL



IBMi activities grouped together
under **IPLS**



RegTech activities grouped
under **SYNAPSE**

Virtel: IBM zSystems™ expertise

Experts and solutions to modernize, secure and future-proof your z/OS systems

Virtel **web suite**

bridge software between Legacy zSystems applications and the web, modernization and APIs

z Heritage

Expert resources to guarantee the long-term viability of your legacy software assets (TMA, MCO, audit, support...)

z Security

Mainframe security solutions and services, audit, pentest, compliance, SIEM supply...

z Academy

Mainframe training from beginner to expert, in complete courses or specific modules

z Performance

Metrology, Capacity Planning & z/OS system performance



Virtel Web Suite *Presentation*

2024

Virtel Web Suite: modernizing 3270 applications



WEB TECHNOLOGY → FOR A WIDE RANGE OF APPLICATIONS

- **Virtel Web Access**

Access to 3270 screens from any web browser/ terminal/ OS.


- **Virtel Screen Redesigner**

Turn your 3270 screens into no-code web pages without modifying your applications.

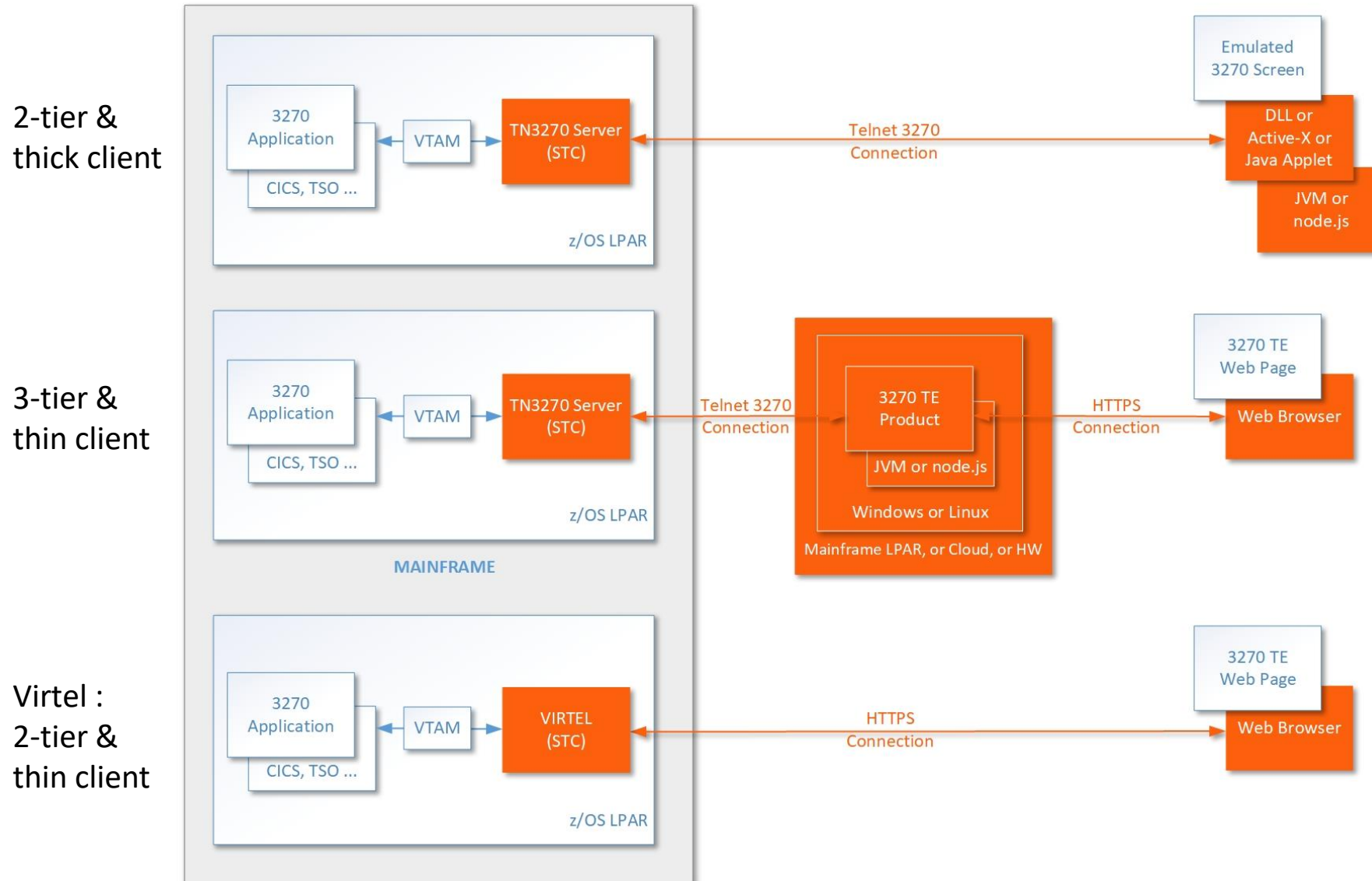


- **Virtel Web Integration**

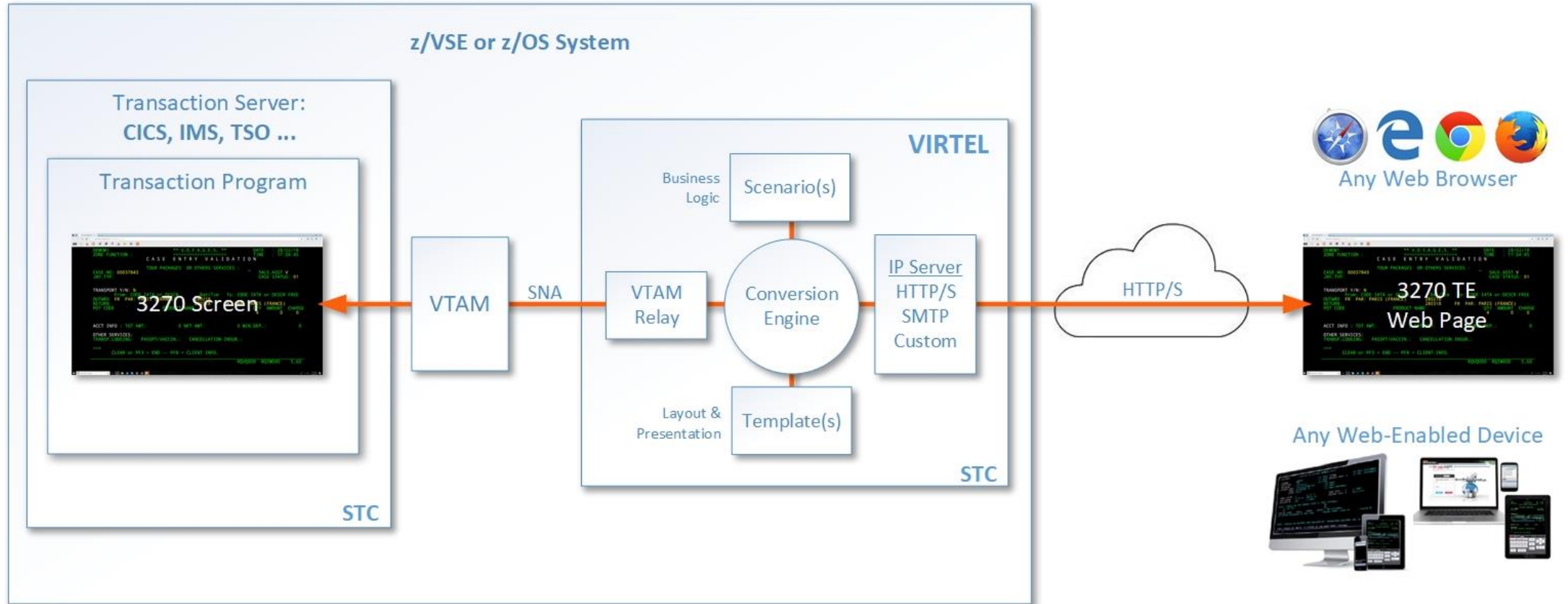
Implement web services for your 3270 applications and bring the web and mainframe into interactive dialogue.



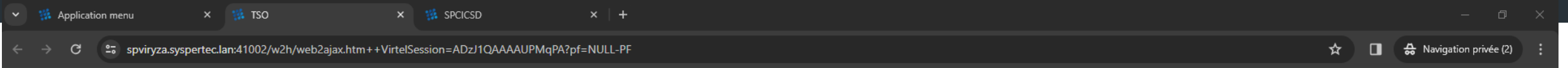
2-Tier Thin-Client - Architecture



Virtel Basic Architecture



Virtel Web Access – 3270 in a browser



VIRTEL Web Access				
PF1	PF2	PF3	PF4	CLEAR
PF5	PF6	PF7	PF8	ATTN
PF9	PF10	PF11	PF12	PA1
PF13	PF14	PF15	PF16	PA2
PF17	PF18	PF19	PF20	PA3
PF21	PF22	PF23	PF24	ENTER

This is z/OS
z/OS 02.05.00

More: +

0	Settings	Terminal and user parameters
1	Netstat	CBTTAPE Netstat Utility
2	FMN (F)	IBM File Manager
3	Utilities	Perform utility functions
4	RACF (R)	Resource Access Control Facility
5	ISMF (IS)	Interactive Storage Management (SMS)
6	Command	Enter TSO or Workstation commands
7	Dialog	Dialog testing
8	SDSF (SD)	System Display and Search Facility
9	MXI (MX)	MXI
10	IPCS (IP)	Interactive Problem Control Facility
11	RRS	Resource Recovery Services
12	z/OS System	z/OS System Programmer Applications
13	z/OS User	z/OS User Programmer Applications
14	DB2	Perform DATABASE 2 Interactive
15	CDIR	Connect Direct
16	WMQ	Websphere MQ Series....

*ISRàSYS

VIRTEL Web Access Settings - Google Chrome

spviryza.syspertec.lan:41002/w2h/w2h-settings.htm...USERCOLORS=SP...

Paramétrage de Web Access

Affichage Divers Clavier Import / Export

Police de caractères: DéjàVu Sans Mono

Taille des caractères: Fenêtre 8 10 12 14 16

Ne pas étirer l'écran

Curseur: Contextuel Barre Bloc Clignotant

Afficher une ligne verticale

Afficher une ligne horizontale

Style d'Affichage: 3270-D 3270-B Gris Blanc

Style d'Impression: 3270 Couleur Blanc

Barre d'Outils: Afficher le bouton d'activation du mode 3278T

Masquer le nom de l'application dans la barre d'outils

Divers: Surligner les champs de saisie


Données bidirectionnelles

Enregistrer Annuler Reinitialiser

Virtel Web Access – application menu

Application menu | TSO IKJ56700A ENTER USERID - x | +

spvirya.syspertec.lan:41002/w2h/cappmenu.htm+applist

 **My Applications Menu** SPVIRYZA
4.61
C-HTTP
CLIWHOST

by Virtel SaS

< > FR

> **TSO applications**

●	TSOtitle	TSO	PF1	TSO SysperTec + Titre modifié
●	TSOCIT1	TSO	PF2	TSO SysperTec + Custo Client1
●	TSOCIT2	TSO	PF3	TSO SysperTec + Perso Client2
●	TSOPURE	TSO	PF4	Accès TSO SysperTec (sans personnalisation)
●	TSO	TSO	PF5	Accès TSO SysperTec
●	TSO_BTI	TSO	PF6	Accès TSO BTI

> **CICS Regions**

> **CICST**

●	CICST	SPCICST	Accès à SPCICST
---	-------	---------	-----------------

> **Other CICS**

●	CICSD	SPCICSD	Accès à SPCICSD
●	CICSH	SPCICSH	Accès à SPCICSH
●	SCOL1MA	SPCICSH	Ecran de test - NO COLOR Only - Extatt=yes
●	SCOL2MA	SPCICSH	Ecran de test - NO COLOR & COLOR - Extatt=yes
●	SCOL3MA	SPCICSH	Ecran de test - NO COLOR & COLOR - Extatt=no

> **Other Sessions**

●	Ftpparm	\$NONE\$	Ftpparm
●	IMS	IMS3270	Accès à IMS
●	Sessmgr	NVAS	Accès au session manager
●	VTAM	VIR0021U	Accès application VTAM
●	VTAMUSS	VIR0021W	Accès VTAM USSTAB
●	TESTYZA	TESTYZA	Accès application VTAM
●	TESTARZ	TESTYZA	Accès application VTAM

Thin-Client (Browser-Based) Architecture

Client "app" is replaced by plugin-free Web browser + Web page



Works instantly with any Web client today

- any Windows-Apple-Chrome-Linux device, any tablet or mobile device ...

Simple deployment

- nothing to install on clients or middle-tier servers
- point Web browsers to installation-defined URL

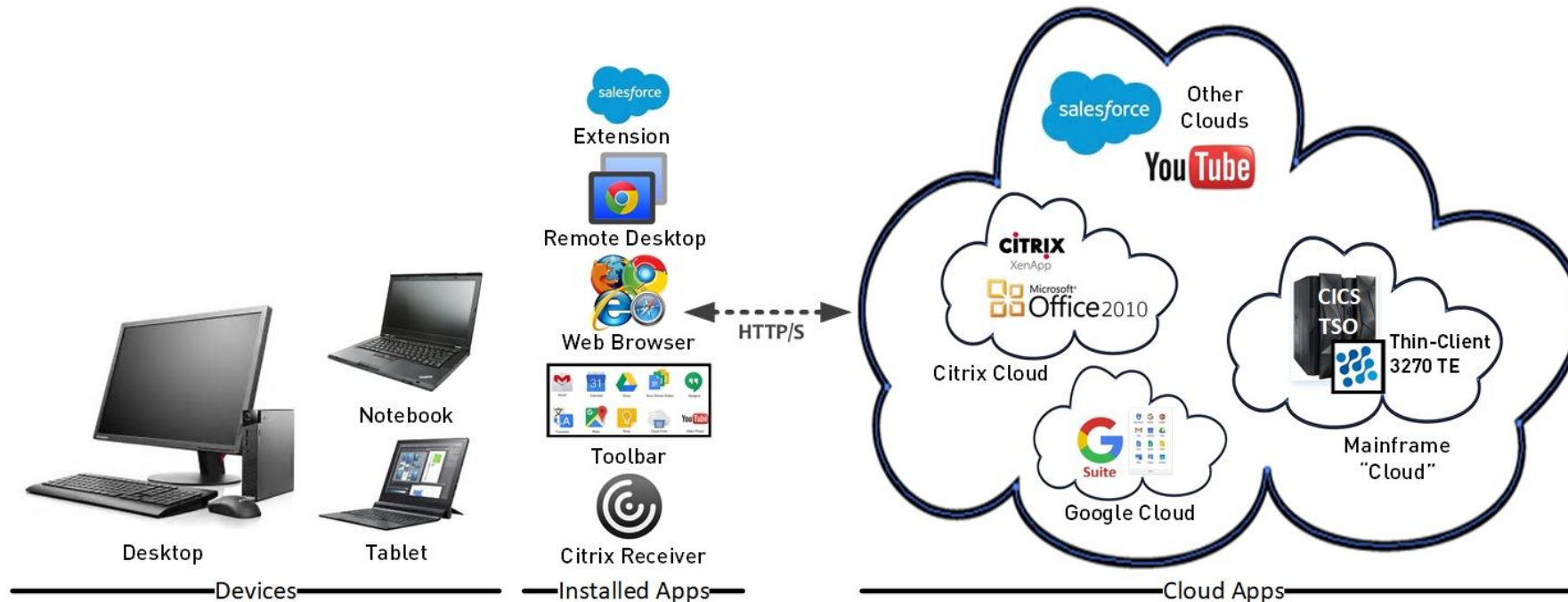
Simple support

- no client app, no middle-tier server, no Java components
- support is 100% host-based

- **Simpler install-admin-support**
 - Centralized
 - Nothing to install-admin-support on remote clients
 - No Java
 - No applets or plugins
- **Simpler deployment**
 - Point browser to installation-defined URL/port
- **Frees support staff for more creative tasks**
- **Eliminates reliance on desktop support team**
- **Reduced support costs → reduced TCO**

Thin-Client → VDI and Cloud Compatible

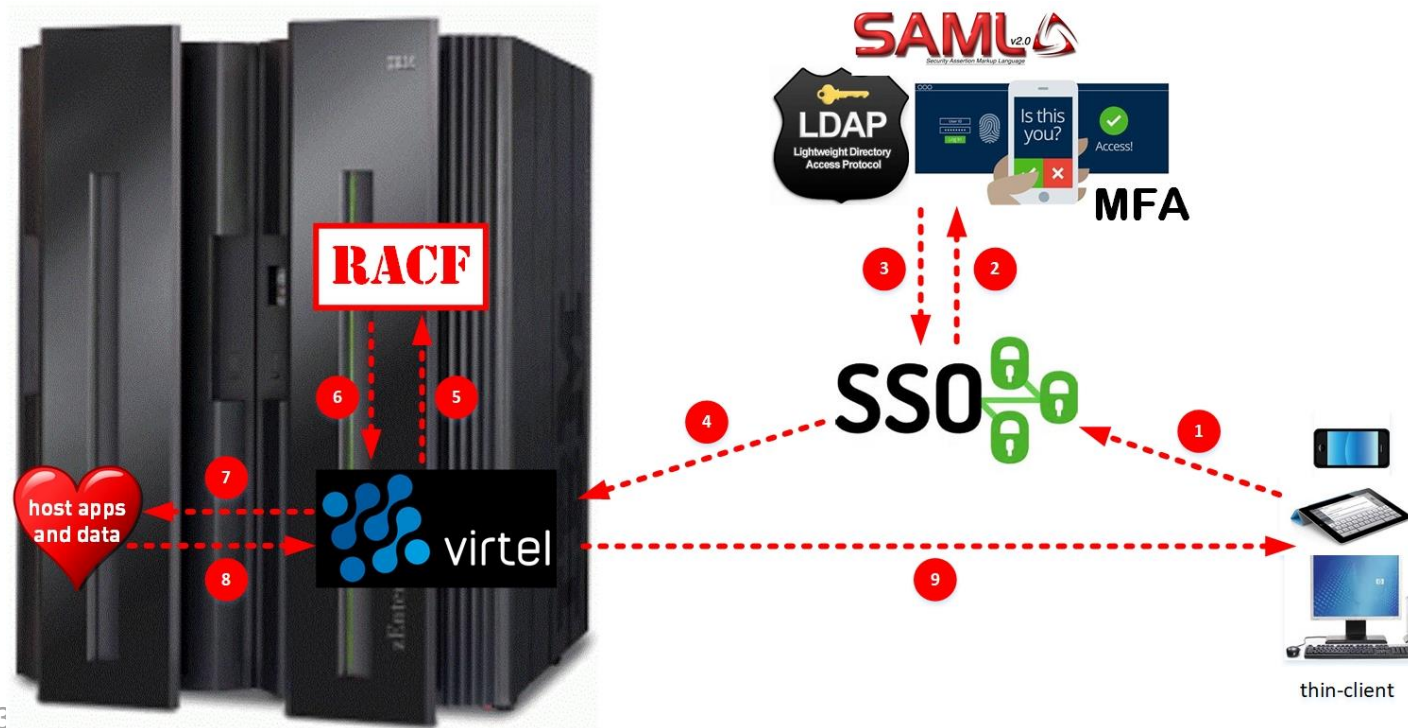
- Super-light client devices
 - OS + browser + couple of extensions/applets
- Every applications in the Cloud
 - Accessed via browser + SSL-encrypted HTTPS connections



- SSL-encrypted HTTPS connections
 - IBM AT-TLS or ICSF
 - FIPS 140.2 + TLS 1.2 or 1.3 compliant
 - Don't need VPN for encryption
- No exposed 3270 TE components on clients
 - No Java components
 - No client applets
 - Macros can be stored on mainframe

SSO+MFA Integration


- 1 End-user requests data/screen access to SSO
- 2-3 SSO gets SAML token from MFA service
- 4 Virtel receives authenticated request from authenticated (certificate + IP address) server
- 5-6 Virtel gets PassTicket from RACF for onetime access to data/screen
- 7-8 Virtel uses PassTicket to get data/screen from host application
- 9 Virtel sends requested data/screen back to end-user



- **Session Manager**
 - Replaced by Virtel application menu + Web browser tabs or instances
 - Each browser tab/instance → one 3270 TE session
 - Half Virtel customers = eliminated session manager
- **VPN (Virtual Private Network)**
 - Virtel = SSL-encrypted HTTPS connections
 - Don't need VPN to encrypt TN3270 connections
 - 20-25% Virtel customers = eliminated VPN
- **SW licensing and support cost reductions**
- **Team can focus on other priorities**

Virtel Screen Redesigner

No-code 3270 screens modernization



The 3270 screens modernization problem

- 3270 applications are often **complex and unattractive** for new users
 - Need to know keyboard functions or text labels
 - Outdated GUI
- Projects to webize these applications **prove to be complex**
 - Involve multiple skills : mainframe, web development HTML/CSS and javascript
 - Take time and budget to deliver
- Therefore, many small apps or proof of concept **are just left aside**

Solve the 3270 screens modernization problem

Front-ending legacy 3270 applications with a web UI is faster, safer, and more economical than redeveloping, replacing or re-hosting.

Until now, front-ending solutions have been challenging to implement.

```
DEMO1          ** V.O.Y.A.G.E.S. **          DATE   : 07/04/23
ZONE FUNCTION :                               TIME   : 16:11:11
CASE ENTRY VALIDATION
TOUR PACKAGES OR OTHERS SERVICES : -
CASE NO: 00031632          SALE.ASST V
JNY.TYP:                   CASE STATUS: 01

TRANSPORT Y/N: N
  From: CODE IATA or DESCR      Dat/Tim   To: CODE IATA or DESCR FREE
OUTWRD FR PAR: PARIS (FRANCE)   070423   FR PAR: PARIS (FRANCE)
RETURN                               070523
PDT CODE          PRODUCT NAME      QTY  AMOUNT  CHARGE
                                4    0        0

ACCT INFO : TOT AMT:           0 NET AMT:           0 MIN.DEP.:           0

OTHER SERVICES:
TRANSP.LODGING:  PASSPT/VACCIN.:  CANCELLATION INSUR.:

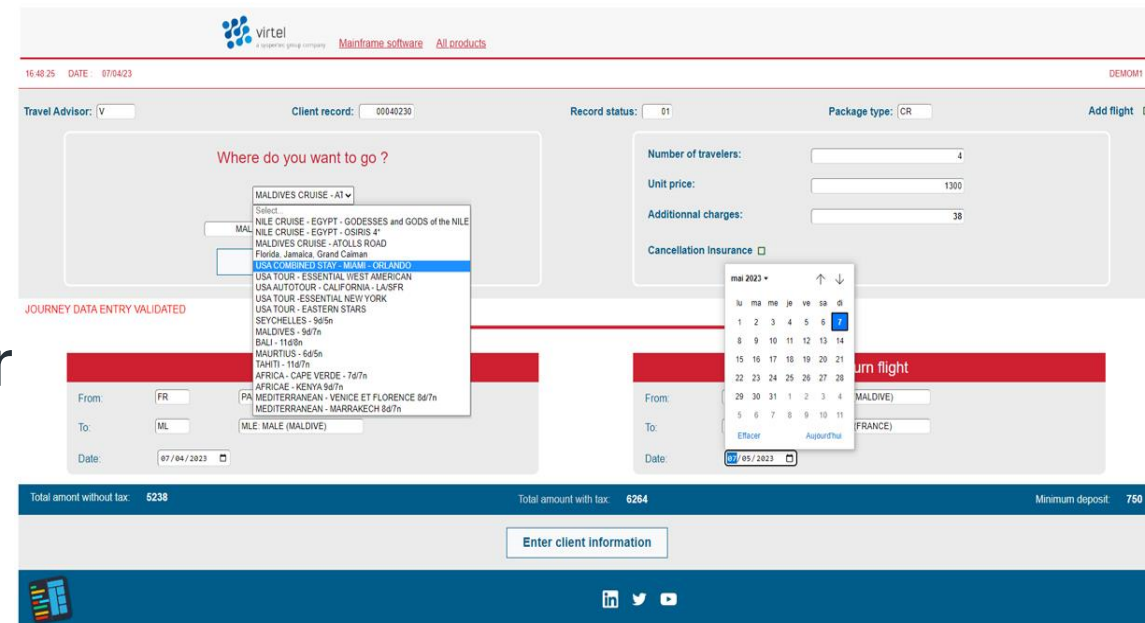
==>
CLEAR or PF3 = END -- PF8 = CLIENT INFO.

RHBLF000          5,60
```

Modernize your 3270 screens yourself

VSR is a **no-code graphical tool** that helps you to build an actual web application

- Can be deployed by CICS/IMS devs **in full autonomy**
- Only requires knowledge of applications and user needs
- **No need for web skills**
- Allows **progressive deployment** screen by screen
- Allows **each user to decide** whether to use the web or legacy screen





Virtel Web Access ← Base Config.
Thin-client (browser-based) 3270 TE



Virtel Web Modernization
Replace 3270 screen UI with modern GUI



Virtel Web Integration
Connect host & web apps via web services

An easy way to transform a green screen into a actual web service

```
SPVIRBIK
DEMOM1          ** V.O.Y.A.G.E.S. **          DATE   : 07/04/23
ZONE FUNCTION :                               TIME   : 16:11:11
=====
CASE ENTRY VALIDATION
TOUR PACKAGES OR OTHERS SERVICES : -
CASE NO: 00031632          SALE.ASST V
JNY.TYP:                               CASE STATUS: 01

TRANSPORT Y/N: N
      From: CODE IATA or DESCR          Dat/Tim   To: CODE IATA or DESCR FREE
OUTWRD FR PAR: PARIS (FRANCE)          070423
RETURN                                070523   FR PAR: PARIS (FRANCE)
PDT CODE          PRODUCT NAME          QTY   AMOUNT   CHARGE
                                         4     0         0

ACCT INFO : TOT AMT:           0 NET AMT:           0 MIN.DEP.:           0

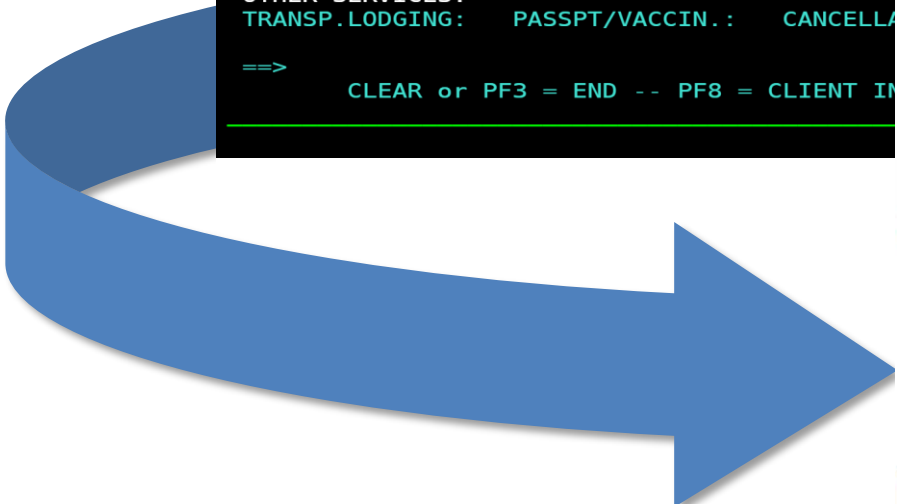
OTHER SERVICES:
TRANSP.LODGING:  PASSPT/VACCIN.:  CANCELLATION INSUR.:

==>
CLEAR or PF3 = END -- PF8 = CLIENT INFO.

RHBLF000          5,60
```

Create modern Web UIs from legacy screen UIs

```
TE mainframe
Screencase Tools
SPVIRTRV SPT1
DEMOM1          ** V.O.Y.A.G.E.S. **          DATE   : 28/03/23
ZONE FUNCTION :          =====          TIME   : 10:18:30
CASE ENTRY VALIDATION
TOUR PACKAGES OR OTHERS SERVICES : -
CASE NO: 00004451          SALE.ASST V
JNY.TYP:                   CASE STATUS: 01
TRANSPORT Y/N: N
From: CODE IATA or DESCR  Dat/Tim  To: CODE IATA or DESCR FREE
OUTWRD FR PAR: PARIS (FRANCE) 280323
RETURN 280423
PDT CODE          PRODUCT NAME
ACCT INFO : TOT AMT:          0 NET AMT:
OTHER SERVICES:
TRANSP.LODGING:  PASSPT/VACCIN.:  CANCELLA
==>
CLEAR or PF3 = END -- PF8 = CLIENT IN
```



virtel
a syspertec group company Mainframe software All products

16:48:25 DATE: 07/04/23 DEMOM1

Travel Advisor: Client record: 00040230 Record status: 01 Package type: CR Add flight

Number of travelers:
Unit price:
Additional charges:
Cancellation Insurance

Where do you want to go ?

MALDIVES CRUISE - AT

Select

- MAL NILE CRUISE - EGYPT - GODESSES and GODS of the NILE
- MAL NILE CRUISE - EGYPT - OSIRIS 4
- MALDIVES CRUISE - ATOLLS ROAD Florida, Jamaica, Grand Caïman
- USA COMBINED STAY - MIAMI - ORLANDO
- USA TOUR - ESSENTIAL WEST AMERICAN
- USA ALITOUR - CALIFORNIA - LA/SFR
- USA TOUR - ESSENTIAL NEW YORK
- USA TOUR - EASTERN STARS
- SEYCHELLES - 9d/5n
- MALDIVES - 9d/7n
- BALI - 11d/8n
- MAURITIUS - 6d/5n
- TAHITI - 11d/7n
- AFRICA - CAPE VERDE - 7d/7n
- AFRICA - KENYA 9d/7n
- PA MEDITERRANEAN - VENICE ET FLORENCE 8d/7n
- MEDITERRANEAN - MARRAKECH 8d/7n
- MLE: MALE (MALDIVE)

JOURNEY DATA ENTRY VALIDATED

From: FR To: PA Date: 07/04/2023

From: To: Date: 07/05/2023

mal 2023

lu	ma	me	je	ve	sa	di
1	2	3	4	5	6	7
8	9	10	11	12	13	14
15	16	17	18	19	20	21
22	23	24	25	26	27	28
29	30	31	1	2	3	4
5	6	7	8	9	10	11

Return flight

Total amount without tax: 5238 Total amount with tax: 6264 Minimum deposit: 750

Enter client information

Virtel Screen Redesigner

Overview of the product

VSR is a **no-code graphical tool** that helps you to build an actual web application

- **Auto detection** of the 3270 screen components
- **Drag and drop** components to build the **page layout**
- Transform 3270 elements into **state-of-the-art web widgets** (*calendars, dropdown lists, clickable buttons, check boxes...*)
- Apply easily your **company's style** (*font, colors, headers and footers, images...*)
- **Create templates** to re-use them in other screens

Step 1 - capture all the screen components in a single click

First step is to **capture automatically** your screens' components either **from a map file** or **via an active session** in a single click.

```
TE mainframe
Screencase Tools
SPVIRTRV SPT1 V4.01 2018 FR
DEMOM1          ** V.O.Y.A.G.E.S. **          DATE : 28/03/23
ZONE FUNCTION :          =====          TIME : 10:18:30
          C A S E   E N T R Y   V A L I D A T I O N
          TOUR PACKAGES OR OTHERS SERVICES :
CASE NO: 00004451          SALE.ASST V
JNY.TYP:                  CASE STATUS: 01
TRANSPORT Y/N: N
          From: CODE IATA or DESCR          Dat/Tim          To: CODE IATA or DESCR FREE
OUTWRD FR PAR: PARIS (FRANCE)          280323
RETURN          280423          FR PAR: PARIS (FRANCE)
PDT CODE          PRODUCT NAME          QTY          AMOUNT          CHARGE
          4          0          0
ACCT INFO : TOT AMT:          0 NET AMT:          0 MIN.DEP.:          0
OTHER SERVICES:
TRANSP.LODGING:          PASSPT/VACCIN.:          CANCELLATION INSUR.:
==>
          CLEAR or PF3 = END -- PF8 = CLIENT INFO.
          RHTRV001 RHTIM001          5,60
```

Step 2 – auto detection of fields type

VSR detects the literals and entry/response fields.

On this example screen, the following fields are :

1. A literal used to identify the screen
2. An entry field waiting for a 'Yes' or 'No'
3. An entry field where you must enter a date in DDMMYY format
4. An entry field waiting for the code of a travel product
5. A response field that will display the name of the chosen travel

```
TE mainframe
Screencase Tools
SPVIRTRV SPT1 V5.61 6014 FR

DEMOM1 ** V.O.Y.A.G.E.S. ** DATE : 28/03/23
ZONE FUNCTION : ===== TIME : 10:18:30
CASE ENTRY VALIDATION
TOUR PACKAGES OR OTHERS SERVICES : -
CASE NO: 00004451 SALE.ASST V
JNY.TYP: CASE STATUS: 01

TRANSPORT Y/N: N
From: CODE IATA or DESCR Dat/Tim To: CODE IATA or DESCR FREE
OUTWRD FR PAR: PARIS (FRANCE) 280323
RETURN 280423 FR PAR: PARIS (FRANCE)
PDT CODE PRODUCT NAME QTY AMOUNT CHARGE
ACCT INFO : TOT AMT: 0 NET AMT: 0 MIN.DEP.: 0
OTHER SERVICES:
TRANSP.LODGING: PASSPT/VACCIN.: CANCELLATION INSUR.:
==>
CLEAR or PF3 = END -- PF8 = CLIENT INFO.
RHTRV001 RHTIM001 5,60
```

Step 3 – drag and drop fields to build your web page layout

The left panel displays :

- **Each component** of your green screen with its **coordinates**.
- In the same order they appear on the green screen
- **Entry fields** as **HTML inputs**

The screenshot shows the Visual Screen Redesigner interface. On the left, a list of components is displayed with their coordinates. Four components are highlighted with red circles and numbered 1 through 4. Red arrows point from these components to the central canvas, where they have been placed. The canvas shows a grid with several input fields and text labels. The right panel shows various styling options for the selected component.

Visual Screen Redesigner - VOY-06-02
Workspace Project Screencase editor Header and footer App master TE Help
Screencase: 06-02-DEMOM1

Initial components HTML components

1,1,8 DEMOM1

10,1,14 TRANSPORT Y/N:

10,16,1 N

12,1,7 OUTWRD

12,9,3 FR

12,13,25 PAR: PARIS (FRA)

12,39,6 270323

14,1,81 PDI CODE PRODUCT AMOUNT CHARGE

15,3,4

1,10,19

1,30,21 **V.O.Y.A.G.E.S.**

1,52,8

1,61,6 DATE

1,68,1 :

1,70,8 27/03/23

DEMOM1

TRANSPORT Y/N: N

OUTWRD FR PAR: PARIS (FRANCE) 270323

PRODUCT CODE

Text options

Font

family default

size default

color default

Line height default

Terminal Color

White Space

normal preserve

Background

color default

Display options

Display

inline block flex

Flex options

Flex direction

row column

Align item in a row

align item default

Align item in a column

You can **drag and drop** components in the center panel (canvas)

Step 4 - apply style options to enhance the layout

The screenshot shows a design tool interface with a central canvas displaying a form layout. The form has four red circles numbered 1 through 4, with blue arrows pointing from the style options panel to each. The style options panel on the right is open to the 'Text options' section, showing settings for font family, size, color, line height, terminal color, white space, background color, and bold/italic/underline options. The form layout includes a red header bar labeled 'DEMOM1' (1), a 'TRANSPORT Y/N:' field (2), an 'OUTWRD' section with 'FR', 'PAR: PARIS (FRANCE)', and '050423' fields (3), and a 'PRODUCT CODE' field (4).

The right panel displays **style options** (text-alignment, font-family, column or row alignment, background-color etc....)

In the example we've changed the background-color of our component for red and grey

Literals have been set to **bold**

Step 5 – improve users experience with ready-made web widgets

Screencase: 6-03DEMOM1

DEMOM1

TRANSPORT Y/N: 2

OUTWRD FR PAR: PARIS (FRANCE) 05/04/2023

PRODUCT CODE SEYCHELLES - 9d/5n 4

3

The Y/N entry is now displayed as a checkbox

The travel code entry is now a drop-down list

The date entry has been transformed into a date picker with a simple click

Available Widgets

- None
- Checkbox
- Date Picker
- Menu
- PF key
- Time Picker
- Dropdown

Validation

Please select the date format to apply to the selected target field.

Available models

- Calendar
- Calendar format

Widgets are available in the right panel

- Checkbox
- Date picker
- Dropdown list
- PF Keys as a clickable button
- Time picker

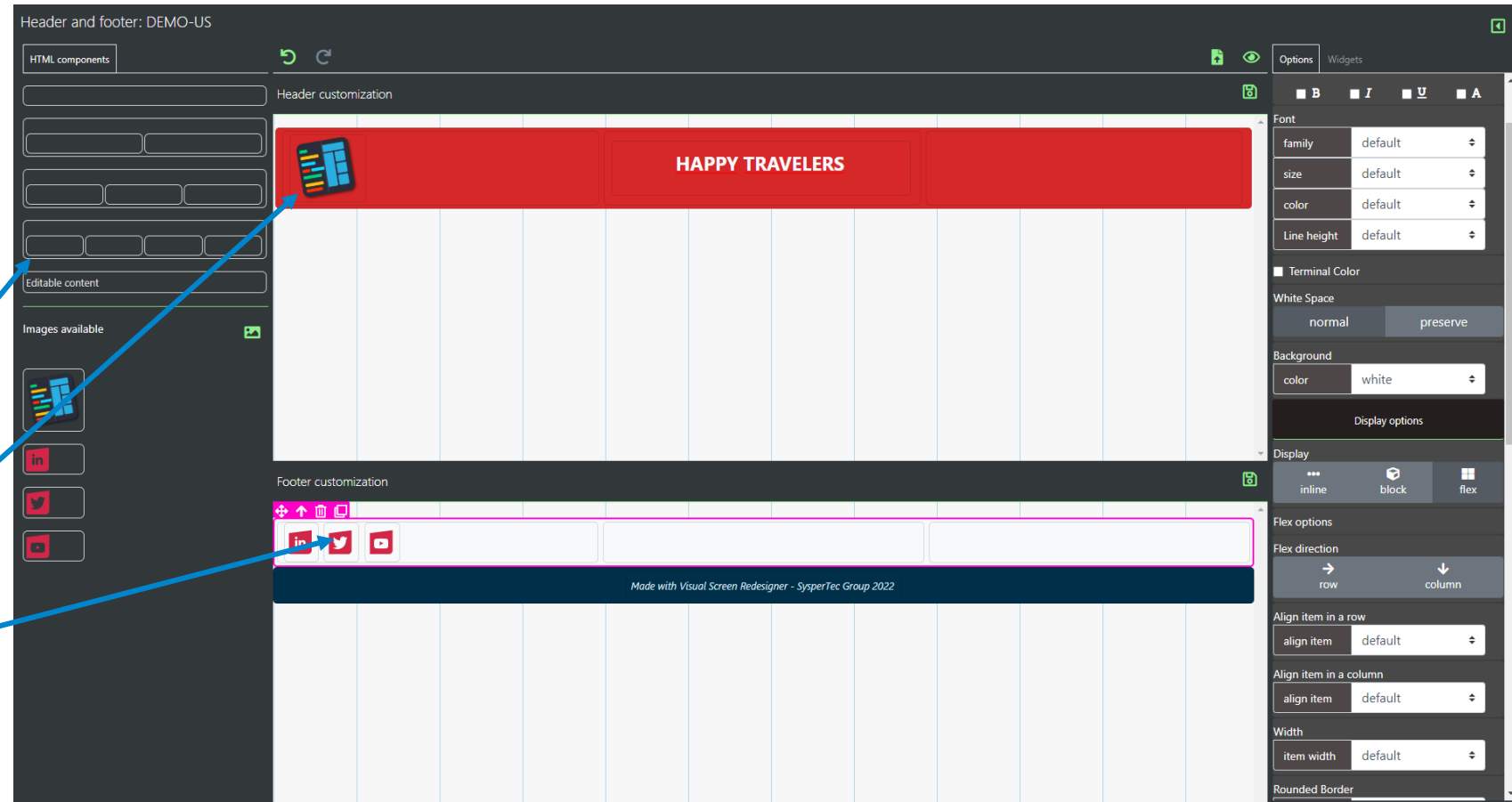
Step 6 – The Header and Footer editor

In this section of VSR, you can build the **header and footer displayed on every screen** of your modernized application.

On the left panel you can use the **provided HTML components**

Import images that will be used in your project.

You can **easily create links** in your header and footer.



Global project settings

In addition to technical parameter, you can **set 6 custom colors** to complete the 10 default colors available in the application.

Project settings: DEMO

Project settings

Project preferences

Data model management

Connection settings

Interface url
http://10.20.170.

Interface transaction
WYSP

Interface base page
home.htm

Upload url
http://10.20.170.

Upload transaction
uplwy1

Upload directory
WYS1-DIR

Save

Custom colors

Custom color 1: Red

Custom color 2: Blue

Custom color 3: White

Custom color 4: Grey

Custom color 5: Green

Custom color 6: Orange

Save

The Result

1. Clean layout
2. Checkboxes
3. Dropdown list for options
4. Validation button
5. Graphical calendar
6. Pfkkey as button for navigation
7. Links in footer and header


The screenshot displays the virtel travel booking interface. At the top, the virtel logo and navigation links 'Mainframe software' and 'All products' are visible. The header includes the time '16:48:25', the date 'DATE: 07/04/23', and the user 'DEMOM1'. The main form area contains fields for 'Travel Advisor: V', 'Client record: 00040230', 'Record status: 01', and 'Package type: CR'. A large section titled 'Where do you want to go?' features a dropdown menu with various cruise and tour options, including 'MALDIVES CRUISE - AT', 'NILE CRUISE - EGYPT - GODESSES and GODS of the NILE', and 'USA COMBINED STAY - MIAMI - ORLANDO'. A validation button 'JOURNEY DATA ENTRY VALIDATED' is present. To the right, there are input fields for 'Number of travelers: 4', 'Unit price: 1300', and 'Additional charges: 38', along with a 'Cancellation insurance' checkbox. A graphical calendar for May 2023 is shown, with the 7th highlighted. Below the calendar, there are fields for 'From: FR', 'To: ML', and 'Date: 07/04/2023'. A summary bar at the bottom shows 'Total amount without tax: 5238', 'Total amount with tax: 6264', and 'Minimum deposit: 750'. A navigation button 'Enter client information' is located at the bottom center. The footer contains social media icons for LinkedIn, Twitter, and YouTube.

Annotations on the screenshot:

- 1: virtel logo and navigation links
- 2: 'Add flight' checkbox
- 3: Cruise/tour dropdown menu
- 4: 'JOURNEY DATA ENTRY VALIDATED' button
- 5: Graphical calendar
- 6: 'Enter client information' button
- 7: Social media icons in the footer

Virtel Screen Redesigner – before and after

```
TESTSEB DEMOVS/CICS/VIRT/ : x +
spvirseb.syspertec.lan:41002/w2h/web2ajax.htm+TESTSEB
SPVIRSEB SPT1 V4.62 6835 EN
DEMOVS/CICS/VIRT/T000 PROJECT : VSR USER : SDR DATE : 04.08.23 13:45:03
-----
D E M O V S R
*****
VSRM100
-----
GM GEN MENU
01 Clients      : Description 21 FCCP : Menu
02              : List       22      : List
91              : Accnt     30 Quotes : List
03 Suppliers    : Description 31      : Buy
04              : List       32      : Sell
92              : Accnt     00 Menu Fastpath
05 Franchise    : Description 41 ZERT : Menu
06              : List       42      : List
93              : Accnt     20 GRSF : Menu
07 Other Customers : Description 51 Accounting : Menu
08              : List       52      : List
94              : Accnt     61 Budget : Menu
09 Technical Data :          PI MENU PINGU
98 Program MENU
                                CR CUSTOMER RELATIONS
                                FM FRENCH MENU
SELECTION : -- (L: $ ) PF1: ONLINE HELP
RSETP000 RSEIP000 23,32
```



Virtel Screen Redesigner app: x +
Not secure | spvirseb.syspertec.lan:51010/home.htm

virtel
a syspertec group company

VSRM100 CICS/VIRT CET Time 04.08.23 13:45:03 User SDR Terminal T000

D E M O V S R

Selection [] Language Français [v] [RETOUR] [SORTIE]

Clients
01 : Description 02 : List 91 : Accnt

Suppliers
03 : Description 04 : List 92 : Accnt

Franchise
05 : Description 06 : List 93 : Accnt

Other Customers
07 : Description 08 : List 94 : Accnt

09 Technical Data [] 98 Program MENU

FCCP
21 Menu 22 List

Quotes
30 List 31 Buy 32 Sell

Accounting Budget
51 Menu 52 List 61 Menu

00 Menu Fastpath CR CUSTOMER RELATIONS 20 GRSF: Menu
FM FRENCH MENU GM GEN MENU

ONLINE HELP System Response:

Made with Virtel Screen Redesigner - SysperTec Group 2023

```
TESTSEB Consultation and Modif : x +
spvirseb.syspertec.lan:41002/w2h/web2ajax.htm+TESTSEB?codepage=IBM1140
SPVIRSEB SPT1 V4.62 6835 EN
Consultation and Modification of Client Description DEMO 95200 VSR202-B
Data Page 1 for Clients/Prospects Upd CJO 03/08/22 SDR 04/08/23
Client : 001664 Virtel SAS M(odify), C(onsult) : C
-----
Scratchpad
Attention of : Sebastian Dewar Lang: 6 FRENCH
First Name : Virtel SAS Middle: Title:
Name : Virtel SAS Salut: *****
2nd line : 302 Bureaux de la Colline Stat: 0 Client
Address 1 : Print:
Address 2 : Since: 01/02/1993
Address 3 : Delet: 1:Yes
Postcode / City: 92213 Saint Cloud CEDEX Memb.: Printpdf: N
Country/Prov.: 006 FRANCE 92 HDS CE/LB: Y
Comp./Heading: I1 SysperTec Cod Unity: 0000000
Comm.regroupping: 001664 Virtel SAS Oth.name1: VIRTEL
Client exec/Int: AMO Alex Moulin Oth.name2:
Acc. chairman: Alex Moulin Oth.name3: IN SCOPE
Units: 01 Moulin A. Acc.Number CN000059315
Category: II IT - S/W Mob Fax:
Portfolio:
E-mail Address: dewar@syspertec.com
Comments: Great Company
F6=Fup F8=Dis F9=Sub F10=Bk F11=Pros F12=Lst F21=Comm F22=Hdl F23=Keys
RSETP000 RSEIP000 3,12
```



Virtel Screen Redesigner app: x +
Not secure | spvirseb.syspertec.lan:51010/home.htm

virtel
a syspertec group company

VSR202-B Consultation and Modification of Client Description Environment: DEMO Date: 04/08/23 User: SDR Transaction: 5200

Data Page 1 for Clients/Prospects

Client: 001664 Virtel SAS

Attention of: Sebastian Dewar Lang: 6 FRENCH

First Name: Virtel SAS Middle: Salut: *****

2nd line: 302 Bureaux de la Colline Stat: 0 Client

Address 1: Print:

Address 2: Since: 01/02/1993

Address 3: Delet: 1:Yes

Postcode / City: 92213 Saint Cloud CEDEX Printpdf: N

Country/Prov.: 006 FRANCE 92 HDS CE/LB: Y

Comp./Heading: I1 SysperTec Cod Unity: 0000000

Comm.regroupping: 001664 Virtel SAS Oth.name1: VIRTEL

Client exec/Int: AMO Alex Moulin Oth.name2:

Acc. chairman: Alex Moulin Oth.name3: IN SCOPE

Units: 01 Moulin A. Acc.Number CN000059315

Category: II IT - S/W Mob Fax:

Portfolio:

E-mail Address: dewar@syspertec.com

Comments: Great Company

System Response: F6=Fup F8=Dis F9=Sub F10=Bk F11=Pros F12=Lst F21=Comm F22=Hdl F23=Keys

M(Nodify), C(onsult)

Scratchpad

F1 F2 F3
F4 F5 F6
F7 F8 F9
F10 F11 F12
F13 F14 F15
F16 F17 F18
F19 F20 F21
F22 F23 F24

M NEXT HOME
BACK STOP

Upd CJO 03/08/22

Made with Virtel Screen Redesigner - SysperTec Group 2023

Modernize quickly and efficiently with VSR

- **Result oriented :**
 - Make the application easier to use for new users
 - Reduce entry errors from users
 - Users who prefer green screens can continue to use them
- **Efficient :**
 - Reduce time to modernize 3270 applications
 - Modernize without any web languages knowledge
- **Secure :**
 - Make no changes in the 3270 applications code
- **Progressive :**
 - Modernize step by step, without having to do the entire application at once

Our customers



التجاري وفا بنك
Attijariwafa bank



THANK YOU!



Hartmut ROMBACH

TPS DATA Sales distributor
hartmut.rombach@tps-data.eu



Alexandre Moulin

Virtel Sales Manager
Alexandre.moulin@sypertec.com



Virtel Website

<https://www.virtelweb.com>
<https://www.virtelweb.de>

